


## SEMI-TRACTION MONOBLOC BATTERIES



For applications which require a permanent and long-lasting supply of electrical energy: electric boom lifts, scissor lifts, industrial cleaning machinery,...

### THE PRINCIPAL TECHNICAL FEATURES :

- plates with increased thickness.
- grids with radial geometry reticule.
- active material with specific composition to react against the cyclic stress.
- grids with Pb/Sb/Sn/As/Se alloy which assures the resistance against corrosion and performs the optimal contact with the active materials.
- micro-porous rubber separators coupled with glass wool mat, suitable to avoid the shedding of active material.

Owing to these technical solutions and thanks to the accurate choice of primary materials, the batteries Energy at Work supply the highest performances and grant proven reliability and durability.

### CYCLES PERFORMANCE ACCORDING TO DIN

The batteries Energy at Work meet following standards in terms of cycle resistance:

- 300 cycli according to DIN 43 539 part 3
- 600 cycli according to DIN 40 757

The battery models with positive tubular plates "T", fulfil in addition to the a.m., also following standards :

- 1200 cycli according to DIN 40 767

The battery life, measured in cycles, besides depending on proper and adequate maintenance, is however subject to other parameters such as : the deepness of discharge, the method of charging and its factor, the working temperature as well as the eventual presence of vibrations.

# Dyno EUROPE

## EUROPEAN & US TYPES



### European Traction- and Semi-Traction Batteries

Reference	Cross-ref.	Voltage	AH/20	AH/5	Type	Length	Width	Height
9.080.1	1.001.4	6	100 Ah	80 Ah	FP	225	175	235
9.095.2	1.202.7	6	120 Ah	96 Ah	FP	260	175	235
240.15	9.180.1	6	240 Ah	185 Ah	FP	244	190	275
6PzS195	GC2D	6	240 Ah	195 Ah	TP	244	190	275
6PzS205	GC2D-h	6	270 Ah	205 Ah	TP	244	190	275
7PzS320		6	425 Ah	320 Ah	TP	311	185	360
2PzS36	9.540.1	12	50 Ah	36 Ah	TP	205	175	190
9.550.2	565.28	12	60 Ah	50 Ah	FP	242	175	190
9.560.2	580.24	12	75 Ah	60 Ah	FP	275	175	190
9.575.1		12	90 Ah	75 Ah	FP	353	175	190
9.580.3		12	100 Ah	80 Ah	FP	305	175	227
9.580.2	600.16	12	110 Ah	95 Ah	FP	415	175	215
9.580.4		12	115 Ah	98 Ah	FP	335	175	230
9.590.3		12	120 Ah	90 Ah	FP	308	174	225
9.820.0		12	125 Ah	100 Ah	FP	360	253	235
9.600.2		12	130 Ah	106 Ah	FP	345	175	283
3PzS100		12	125 Ah	100 Ah	TP	345	175	283
4PzS118	4PzS110	12	157Ah	118Ah	TP	345	170	285
9.605.1		12	140 Ah	115 Ah	FP	510	189	223
9.635.1	680.25	12	180 Ah	145 Ah	FP	513	223	223
9.680.1	730.11	12	230 Ah	185 Ah	FP	518	273	240

TP = Tubular Plate


FP = Flat Plate


### US Deep Cycle Batteries


Reference	Cross-ref.	Voltage	AH/20	AH/5	Type	Length	Width	Height
GC2C	PB6-220 T105	6	225 Ah	180 Ah	DC	264	181	276
GC2B	PB6-245	6	245 Ah	200 Ah	DC	264	181	276
S3H	PB6-250	6	260 Ah	205 Ah	DC	295	178	292
S4H	PB6-305	6	315 Ah	252 Ah	DC	295	178	365
L16	PD6-350	6	350 Ah	280 Ah	DC	295	178	424
8VGC	T875	8	167 Ah	134 Ah	DC	264	181	284
M24m		12	85 Ah	69 Ah	DC	286	171	248
M27m		12	100 Ah	80 Ah	DC	324	171	248
30HH		12	115 Ah	92 Ah	DC	330	171	242
H4D		12	193 Ah	155 Ah	DC	524	221	241
H8Dd		12	240 Ah	190 Ah	DC	521	278	241
SSW		12	185 Ah	145 Ah	DC	381	178	371

DC = Deep Cycle

## SEMI-TRACTION • FREE OF MAINTENANCE

SEMI-TRACTIE GEL "C"							
REF.	VOLT	Amp.H.	Wheight				Length with handle
				X	Y	H	
12-40G	12	31	10,9	197	210	130	181
12-60G	12	48	17,3	238	238	140	235
12-80G	12	70	24,3	276	276	171	251
12-100G	12	86	"28;4"	324	324	171	251
12-110G	12	95	33,4	344	344	173	259
12-210G	12	180	59,4	527	527	216	254
12-260G	12	225	73	527	527	279	254
6-200G	6	180	30,9	260	260	181	276

SEMI-TRACTIE "D.F."								
REF.	VOLT	AH 20 h.	AH 100 h				Fix.	Pol.
				X	Y	H		
SL 180-6	6	180	205	243	190	275	BO	R
SL 55	12	55	63	298	175	175	ON	R
SL 57	12	57	65	306	175	190	ON	R
SL 75	12	75	85	381	175	190	ON	R
SL 80	12	80	90	330	171	235	BO	L
SL 115	12	115	130	513	189	223	BO	VL
SL 135	12	135	150	513	225	225	BO	VL
SL 200	12	200	225	518	291	242	BO	VL

DEEP CYCLE BATTERIES COMPLETELY CLOSED							
REF.	VOLT	Amp.H.	Gewicht Poids				Length with handle
				X	Y	H	
M83C12-24	12	92	25	260	260	174	224
M83C12-27	12	110	29,5	306	306	174	224
M83C6-24	6	220	30,5	306	306	174	224